



OKLAHOMA HORSE RACING COMMISSION AUDIT REPORT OF GAMING OPERATIONS WILL ROGERS DOWNS AND REMINGTON PARK

Contract Audit

September 2021

Cindy Byrd, CPA
State Auditor & Inspector

**OKLAHOMA HORSE RACING COMMISSION
AUDIT REPORT OF GAMING OPERATIONS
WILL ROGERS DOWNS AND REMINGTON PARK
SEPTEMBER 2021**

This publication, issued by the Oklahoma State Auditor and Inspector's Office as authorized by 74 O.S. § 212, has not been printed, but is available on the agency's website (www.sai.ok.gov) and in the Oklahoma Department of Libraries Publications Clearinghouse Digital Collection (<http://digitalprairie.ok.gov/cdm/search/collection/audits/>) pursuant to 65 O.S. § 3-114.



Cindy Byrd, CPA | State Auditor & Inspector

2300 N. Lincoln Blvd., Room 123, Oklahoma City, OK 73105 | 405.521.3495 | www.sai.ok.gov

October 18, 2021

**TO THE MEMBERS OF THE OKLAHOMA
HORSE RACING COMMISSION**

Transmitted herewith is the Audit Report of Gaming Operations for Will Rogers Downs and Remington Park for the month of September 2021. The report is the result of our monitoring and data accumulation in accordance with the State Auditor and Inspector's contract with the Oklahoma Horse Racing Commission (OHRC) and Title 3A of the Oklahoma Statutes for Gaming.

The goal of the State Auditor and Inspector is to promote accountability and fiscal integrity in state and local government. Maintaining our independence as we provide this service to the taxpayers of Oklahoma is of utmost importance.

We wish to take this opportunity to express our appreciation for the assistance and cooperation extended to our Office during our engagement.

Sincerely,

A handwritten signature in blue ink that reads "Cindy Byrd".

OKLAHOMA STATE AUDITOR & INSPECTOR



**OKLAHOMA HORSE RACING COMMISSION
Audit Report of Gaming Operations
Will Rogers Downs and Remington Park
For the Month of September 2021**

TABLE OF CONTENTS

	<u>PAGE</u>
STATE AUDITOR AND INSPECTOR LETTER.....	4
TOTAL GAMING REVENUE.....	5
COMPARISON OF PRIOR MONTH AND PRIOR YEAR.....	6
YEAR TO DATE GAMING TOTALS.....	7
WILL ROGERS DOWNS REVENUE.....	8
REMINGTON PARK REVENUE.....	9
PRIOR TWELVE MONTH GRAPH.....	10

**TO THE MEMBERS OF THE OKLAHOMA
HORSE RACING COMMISSION**

We performed an audit in accordance with the OHRC Gaming Contract and Title 3A of the Oklahoma Statutes for Gaming. The information presented in this report is derived from gaming data obtained from the gaming vendors and licensees located at Will Rogers Downs and Remington Park for the month of September 2021.

Because our procedures do not constitute an audit conducted in accordance with generally accepted auditing standards, we do not express such an opinion on the information. This report relates only to this information and does not extend to any financial statements of the racetracks or racinos.

In planning and performing these procedures, we considered the internal control structure of the gaming departments; however, our procedures were substantially less in scope than the procedures we would have applied if we had been engaged to express an opinion on the internal controls. Accordingly, we do not express an opinion on their internal control structure.

Sincerely,



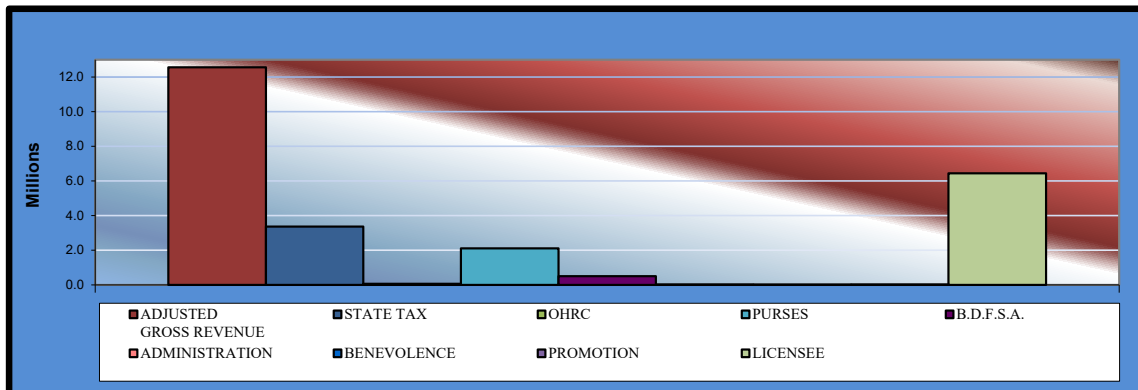
CINDY BYRD, CPA
OKLAHOMA STATE AUDITOR & INSPECTOR

October 18, 2021



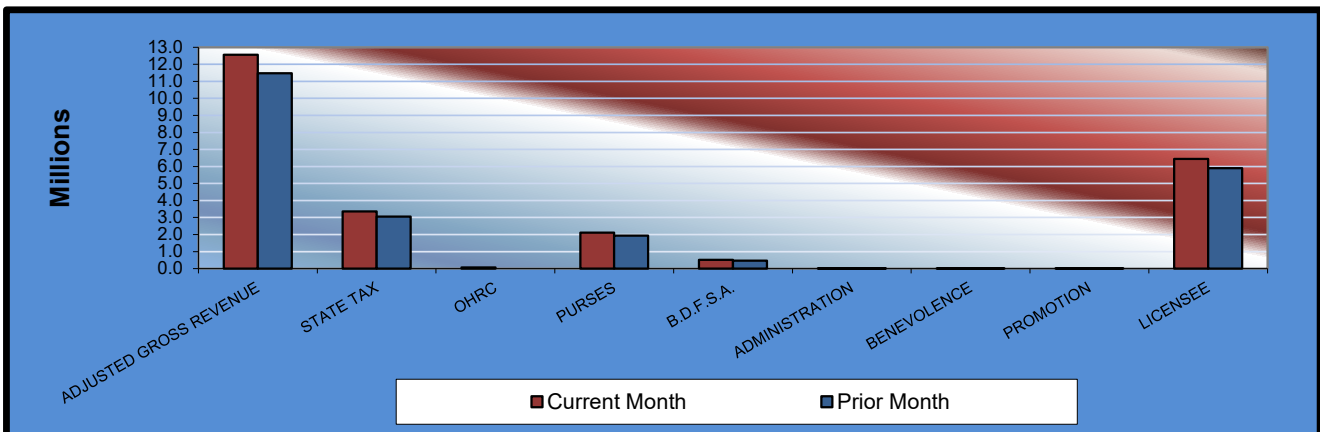
Gaming at Oklahoma Horse Racing Tracks Will Rogers Downs and Remington Park Total Gaming Revenue September 2021

	<u>TOTAL</u>	<u>WILL ROGERS DOWNS</u>	<u>REMINGTON PARK</u>
Gaming Days This Month	60	30	30
Adjusted Gross Revenue	<u>\$12,558,776.04</u>	<u>\$2,008,977.14</u>	<u>\$10,549,798.90</u>
State Tax			
General Revenue Fund	403,900.48	24,107.72	379,792.76
Education Reform	2,961,936.89	176,789.98	2,785,146.91
Oklahoma Horse Racing Commission	62,793.88	10,044.88	52,749.00
Purse Fund			
<u>Purses</u>			
Thoroughbred	1,098,629.84	259,986.77	838,643.07
Quarterhorse	899,039.81	238,022.37	661,017.44
Paint & Appaloosa	107,185.86	26,446.93	80,738.93
<u>Breeding Development Fund</u>			
<u>Special Account</u>			
Thoroughbred	208,482.46	31,377.71	177,104.75
Quarterhorse	277,361.27	24,205.66	253,155.61
Paint & Appaloosa	23,525.37	2,689.52	20,835.85
<u>Administration</u>			
Thoroughbred	13,406.28	2,988.35	10,417.93
Quarterhorse	12,065.65	2,689.52	9,376.13
Paint & Appaloosa	1,340.63	298.84	1,041.79
<u>Benevolence</u>			
Thoroughbred	6,703.13	1,494.17	5,208.96
Quarterhorse	6,032.82	1,344.75	4,688.07
Paint & Appaloosa	670.31	149.41	520.90
<u>Promotions</u>			
Thoroughbred	13,406.28	2,988.35	10,417.93
Quarterhorse	12,065.65	2,689.52	9,376.13
Paint & Appaloosa	1,340.63	298.84	1,041.79
Licensee	\$6,448,888.80	\$1,200,363.85	\$5,248,524.95



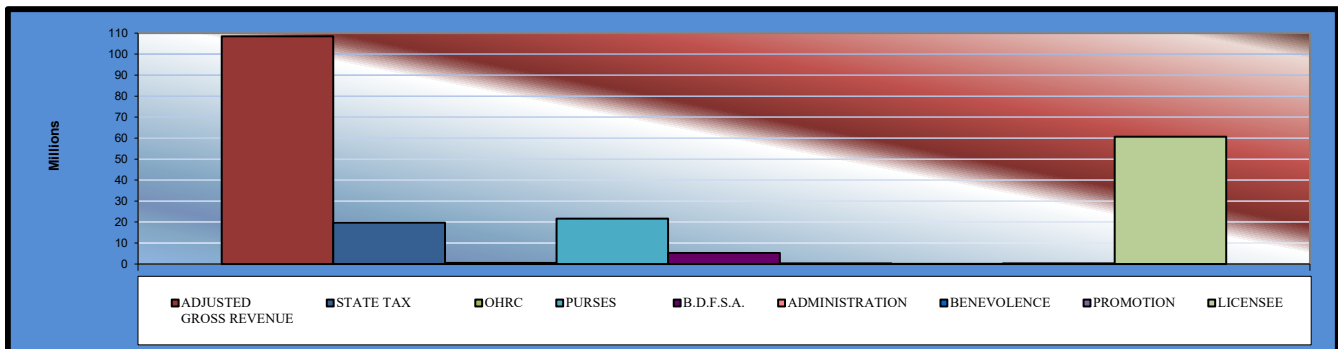
**Gaming at Oklahoma Horse Racing Tracks
Will Rogers Downs and Remington Park
Comparison of Prior Month and Prior Year
September 2021**

	<u>TOTAL</u>	<u>PRIOR MONTH</u>	<u>% CHANGE</u>	<u>September 2020</u>	<u>% CHANGE</u>
Gaming Days	60	62	-3.23%	60	0.00%
Adjusted Gross Revenue	\$12,558,776.04	\$11,474,889.53	9.45%	\$10,077,231.75	24.63%
State Tax					
General Revenue Fund	403,900.48	367,471.55	9.91%	275,870.40	46.41%
Education Reform	2,961,936.89	2,694,791.33	9.91%	2,023,049.65	46.41%
Oklahoma Horse Racing Commission	62,793.88	57,374.44	9.45%	50,386.16	24.63%
Purse Fund					
<u>Purses</u>					
Thoroughbred	1,098,629.84	1,007,078.53	9.09%	948,234.49	15.86%
Quarterhorse	899,039.81	825,100.40	8.96%	752,440.74	19.48%
Paint & Appaloosa	107,185.86	98,295.75	9.04%	90,307.99	18.69%
<u>Breeding Development Fund</u>					
<u>Special Account</u>					
Thoroughbred	208,482.46	190,412.89	9.49%	162,736.75	28.11%
Quarterhorse	277,361.27	252,641.88	9.78%	247,433.38	12.10%
Paint & Appaloosa	23,525.37	21,453.38	9.66%	20,789.13	13.16%
<u>Administration</u>					
Thoroughbred	13,406.28	12,281.97	9.15%	11,394.58	17.65%
Quarterhorse	12,065.65	11,053.77	9.15%	10,255.12	17.65%
Paint & Appaloosa	1,340.63	1,228.20	9.15%	1,139.46	17.65%
<u>Benevolence</u>					
Thoroughbred	6,703.13	6,140.98	9.15%	5,697.29	17.65%
Quarterhorse	6,032.82	5,526.89	9.15%	5,127.56	17.65%
Paint & Appaloosa	670.31	614.10	9.15%	569.73	17.65%
<u>Promotions</u>					
Thoroughbred	13,406.28	12,281.97	9.15%	11,394.58	17.65%
Quarterhorse	12,065.65	11,053.77	9.15%	10,255.12	17.65%
Paint & Appaloosa	1,340.63	1,228.20	9.15%	1,139.46	17.65%
Licensee	\$6,448,888.80	\$5,898,859.53	9.32%	\$5,449,010.16	18.35%



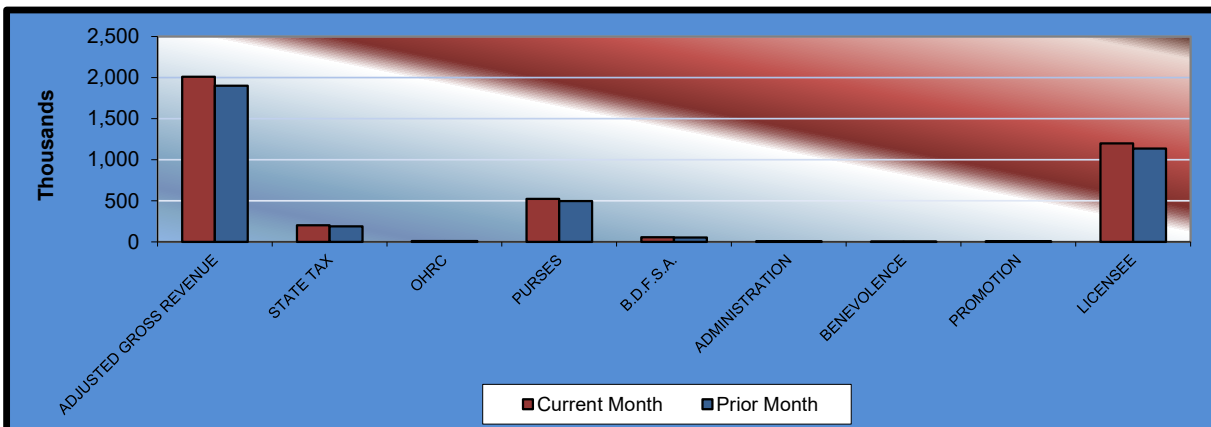
Gaming at Oklahoma Horse Racing Tracks Will Rogers Downs and Remington Park Year to Date Gaming Totals Comparison September 2021

	WILL ROGERS DOWNS	REMINGTON PARK	2021 TOTAL	2020 TOTAL	% CHANGE
Gaming Days This Year	274	274	548	410	33.66%
Adjusted Gross Revenue	\$16,693,893.36	\$91,796,805.72	\$108,490,699.08	\$72,867,310.42	48.89%
State Tax					
General Revenue Fund	200,326.70	2,164,685.01	2,365,011.71	1,292,245.88	83.02%
Education Reform	1,469,062.62	15,874,356.69	17,343,419.31	9,476,469.79	83.02%
Oklahoma Horse Racing Commission	83,469.46	458,984.02	542,453.48	364,336.55	48.89%
Purse Fund					
<u>Purses</u>					
Thoroughbred	1,942,898.52	9,446,525.54	11,389,424.06	8,083,903.00	40.89%
Quarterhorse	1,778,757.05	7,337,950.95	9,116,708.00	6,444,738.42	41.46%
Paint & Appaloosa	197,639.61	896,282.43	1,093,922.04	776,684.37	40.85%
<u>Breeding Development Fund</u>					
<u>Special Account</u>					
Thoroughbred	234,487.74	1,829,285.64	2,063,773.38	1,521,957.07	35.60%
Quarterhorse	180,890.54	2,810,279.13	2,991,169.67	2,200,535.80	35.93%
Paint & Appaloosa	20,098.96	231,298.68	251,397.64	183,901.65	36.70%
<u>Administration</u>					
Thoroughbred	22,332.16	115,649.36	137,981.52	98,521.65	40.05%
Quarterhorse	20,098.96	104,084.41	124,183.37	88,669.51	40.05%
Paint & Appaloosa	2,233.24	11,564.93	13,798.17	9,852.18	40.05%
<u>Benevolence</u>					
Thoroughbred	11,166.09	57,824.68	68,990.77	49,260.84	40.05%
Quarterhorse	10,049.47	52,042.22	62,091.69	44,334.70	40.05%
Paint & Appaloosa	1,116.60	5,782.47	6,899.07	4,926.06	40.05%
<u>Promotions</u>					
Thoroughbred	22,332.16	115,649.36	137,981.52	98,521.65	40.05%
Quarterhorse	20,098.96	104,084.41	124,183.37	88,669.51	40.05%
Paint & Appaloosa	2,233.24	11,564.93	13,798.17	9,852.18	40.05%
Licensee	\$10,474,601.28	\$50,168,910.86	\$60,643,512.14	\$42,029,929.61	44.29%



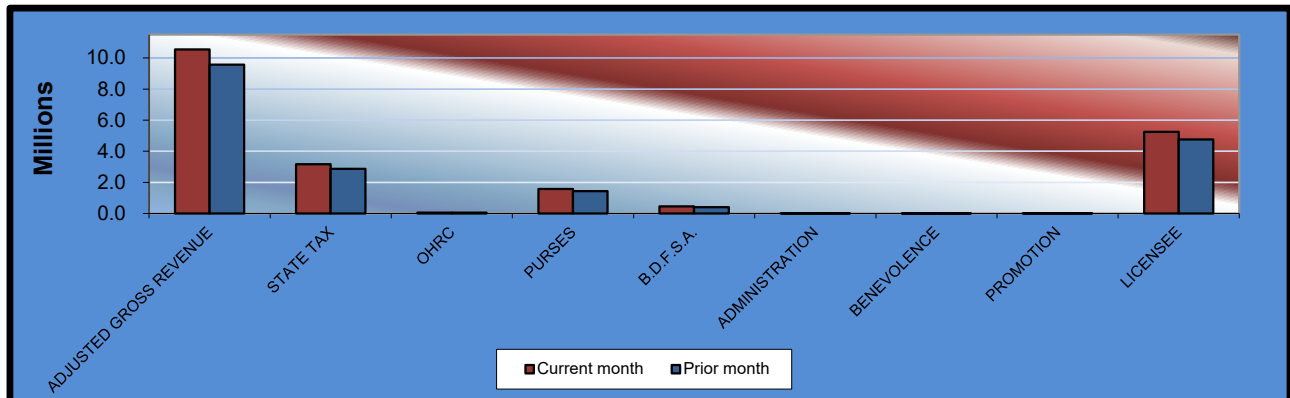
Gaming at Oklahoma Horse Racing Tracks
Will Rogers Downs and Remington Park
Will Rogers Downs Revenue
September 2021

<u>Will Rogers Downs</u>	<u>CURRENT MONTH</u>	<u>PRIOR MONTH</u>	<u>% CHANGE</u>	<u>September 2020</u>	<u>% CHANGE</u>
Gaming Days	30	31	-3.23%	30	0.00%
Adjusted Gross Revenue	\$2,008,977.14	\$1,901,019.89	5.68%	\$1,469,252.58	36.73%
State Tax					
General Revenue Fund	24,107.72	22,812.24	5.68%	17,631.03	36.73%
Education Reform	176,789.98	167,289.75	5.68%	129,294.23	36.73%
Oklahoma Horse Racing Commission	10,044.88	9,505.10	5.68%	7,346.26	36.73%
Purse Fund					
<u>Purses</u>					
Thoroughbred	259,986.77	246,015.74	5.68%	158,183.41	64.36%
Quarterhorse	238,022.37	225,231.65	5.68%	144,819.64	64.36%
Paint & Appaloosa	26,446.93	25,025.73	5.68%	16,091.07	64.36%
<u>Breeding Development Fund</u>					
<u>Special Account</u>					
Thoroughbred	31,377.71	29,691.55	5.68%	19,091.10	64.36%
Quarterhorse	24,205.66	22,904.91	5.68%	14,727.42	64.36%
Paint & Appaloosa	2,689.52	2,544.99	5.68%	1,636.38	64.36%
<u>Administration</u>					
Thoroughbred	2,988.35	2,827.77	5.68%	1,818.20	64.36%
Quarterhorse	2,689.52	2,544.99	5.68%	1,636.38	64.36%
Paint & Appaloosa	298.84	282.78	5.68%	181.82	64.36%
<u>Benevolence</u>					
Thoroughbred	1,494.17	1,413.88	5.68%	909.10	64.36%
Quarterhorse	1,344.75	1,272.50	5.68%	818.19	64.36%
Paint & Appaloosa	149.41	141.39	5.67%	90.91	64.35%
<u>Promotions</u>					
Thoroughbred	2,988.35	2,827.77	5.68%	1,818.20	64.36%
Quarterhorse	2,689.52	2,544.99	5.68%	1,636.38	64.36%
Paint & Appaloosa	298.84	282.78	5.68%	181.82	64.36%
Licensee	\$1,200,363.85	\$1,135,859.38	5.68%	\$951,341.04	26.18%

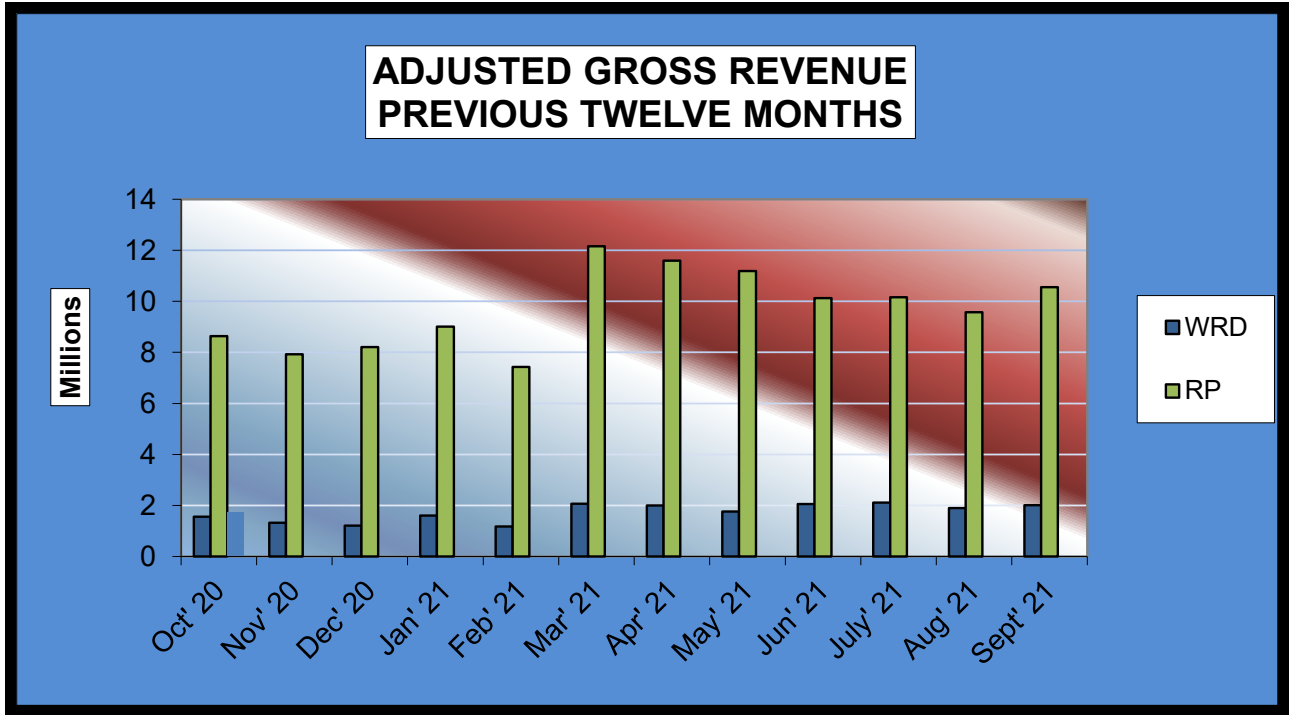


**Gaming at Oklahoma Horse Racing Tracks
Will Rogers Downs and Remington Park
Remington Park Revenue
September 2021**

<u>Remington Park</u>	<u>CURRENT MONTH</u>	<u>PRIOR MONTH</u>	<u>% CHANGE</u>	<u>September 2020</u>	<u>% CHANGE</u>
Gaming Days	30	31	-3.23%	30	0.00%
Adjusted Gross Revenue	\$10,549,798.90	9,573,869.64	10.19%	\$8,607,979.17	22.56%
State Tax					
General Revenue Fund	379,792.76	344,659.31	10.19%	258,239.37	47.07%
Education Reform	2,785,146.91	2,527,501.58	10.19%	1,893,755.42	47.07%
Oklahoma Horse Racing Commission					
	52,749.00	47,869.34	10.19%	43,039.90	22.56%
Purse Fund					
<u>Purses</u>					
Thoroughbred	838,643.07	761,062.79	10.19%	790,051.08	6.15%
Quarterhorse	661,017.44	599,868.75	10.19%	607,621.10	8.79%
Paint & Appaloosa	80,738.93	73,270.02	10.19%	74,216.92	8.79%
<u>Breeding Development Fund</u>					
<u>Special Account</u>					
Thoroughbred	177,104.75	160,721.34	10.19%	143,645.65	23.29%
Quarterhorse	253,155.61	229,736.97	10.19%	232,705.96	8.79%
Paint & Appaloosa	20,835.85	18,908.39	10.19%	19,152.75	8.79%
<u>Administration</u>					
Thoroughbred	10,417.93	9,454.20	10.19%	9,576.38	8.79%
Quarterhorse	9,376.13	8,508.78	10.19%	8,618.74	8.79%
Paint & Appaloosa	1,041.79	945.42	10.19%	957.64	8.79%
<u>Benevolence</u>					
Thoroughbred	5,208.96	4,727.10	10.19%	4,788.19	8.79%
Quarterhorse	4,688.07	4,254.39	10.19%	4,309.37	8.79%
Paint & Appaloosa	520.90	472.71	10.19%	478.82	8.79%
<u>Promotions</u>					
Thoroughbred	10,417.93	9,454.20	10.19%	9,576.38	8.79%
Quarterhorse	9,376.13	8,508.78	10.19%	8,618.74	8.79%
Paint & Appaloosa	1,041.79	945.42	10.19%	957.64	8.79%
Licensee	\$5,248,524.95	\$4,763,000.15	10.19%	\$4,497,669.12	16.69%



**Gaming at Oklahoma Horse Racing Tracks
Will Rogers Downs and Remington Park
Prior Twelve Month Graph
September 2021**



O·K·L·A·H·O·M·A
S·A·I
STATE AUDITOR & INSPECTOR



Cindy Byrd, CPA | State Auditor & Inspector

2300 N. Lincoln Blvd., Room 123, Oklahoma City, OK 73105 | 405.521.3495 | www.sai.ok.gov